
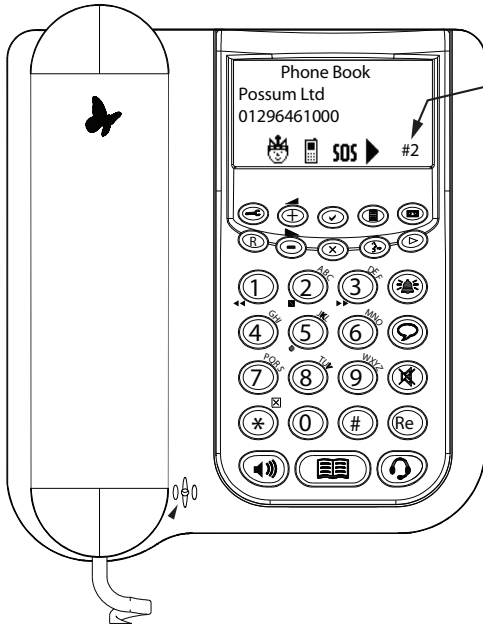


Quick Start Notes on the SERO! Telephone

To update the speed dials in the phone book press the book symbol 

Use the  &  buttons to navigate. The  button for OK/Enter. The  button for Cancel/Exit.

To edit a speed dial in phone book use the  button to clear the existing numbers.



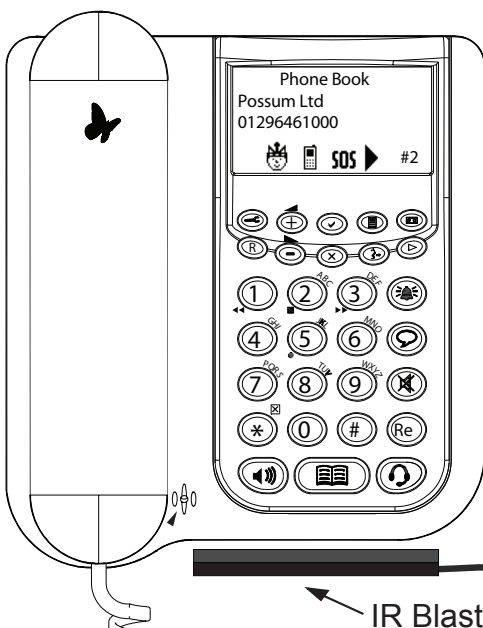
The speed dial number is shown in the lower right of display.

The REACH ECU has IR Codes for speed dials 0-5. This means that up to six of the phone number buttons on the Phone Quick Dials page within the REACH Software can send out a single Speed Dial IR Code. For any phone numbers beyond that (7 or more), the buttons will have to contain an IR Code for each digit in the phone number.

Infrared Use

In most cases, the SERO! Telephone will receive IR codes from almost anywhere in a room. But in the case that IR codes are not being received well or consistently, you can run an IR blaster from the IR Connecting block to the bottom of the phone.

A 10' - 50' extension cable can be used if needed to span the distance.



IR Blaster
(Sold Separately)

Extension Cable
(Sold Separately)

IR Connecting block
(Included with REACH)

